



10" U-trough Conveyor

A
U
G
E
R
C
O
N
V
E
Y
O
R


LARGE VOLUME, FAST CONVEYING OF FEED & GRAINS

Since 1961, *Silo-Matic's 10" U-trough Conveyor* has been the choice of dairymen and cattlemen that need to move a large amount of feed or grain fast! Silo-Matic's U-trough Conveying System offers a wide variety of matched components to accommodate almost any type of conveying arrangement. The auger conveyor operates at a low speed and therefore lower horsepower is required, and the conveyor has less wear for a longer life. The *Silo-Matic* design minimizes plugging and choking by not having hanger bearings to restrain feed flow. Optional hoppers, discharge outlets, downspouts and poly liners are available to help complete your conveyor for your ideal configuration.



FEATURES

- Simple Belt-Chain Drive for low maintenance.
- No Hanger Bearings to impede flow
- Moving Parts Enclosed-Weather Protected
- Components allow flexibility in design
- Low Horsepower requirements

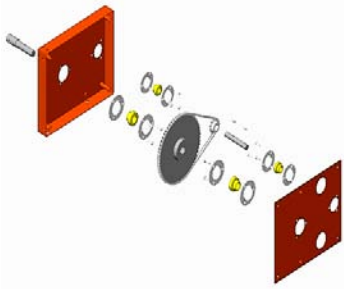


Drawing shows covers removed for illustrative purposes only. Always operate with covers in place.

The totally covered auger is never exposed to rain, snow, sleet or other elements. The conveyor will not freeze, gum up or become inoperable due to bad weather-it's always ready to work. The augers "float" on the material being conveyed and the feed is free flowing throughout the length of the trough.

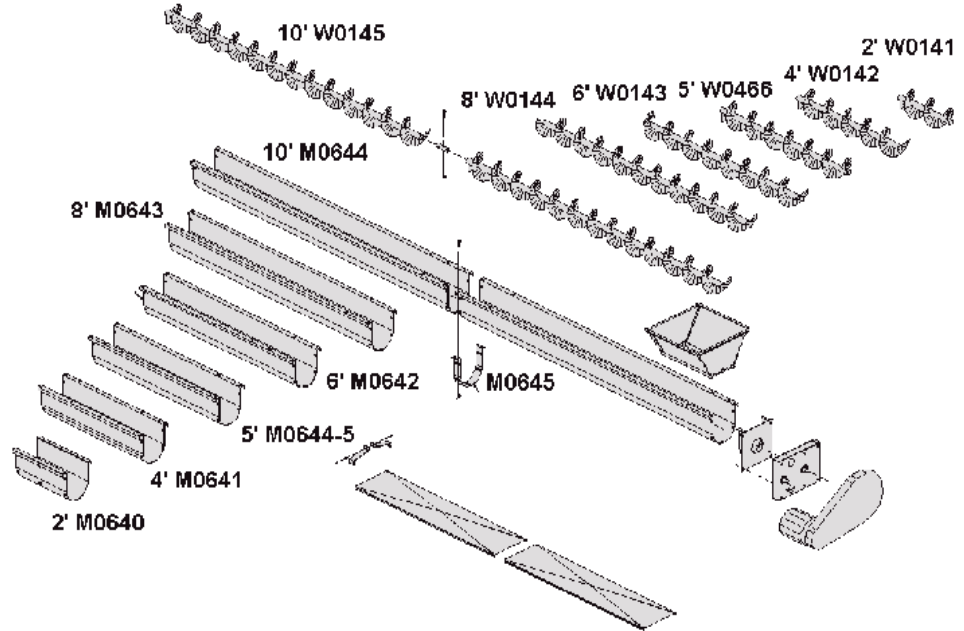
ADDITIONAL FEATURES

Combinations of several sizes of trough/auger allow you to create your conveyor the way you like.



BELT/CHAIN REDUCTION DRIVE

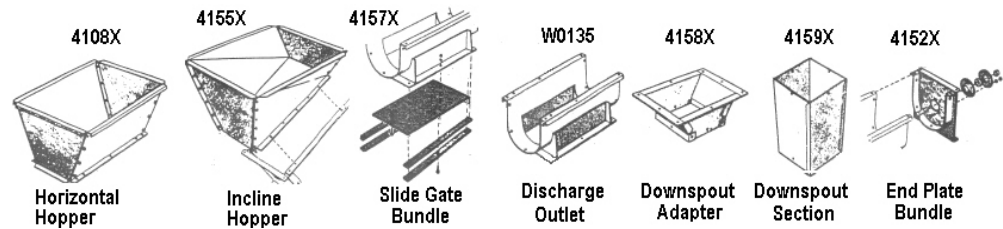
Designed and engineered with low rpm for smooth, quiet operation and less vibration. The drive motor can be mounted on either side or under the feeder and drive components are assembled from standard parts.



HOPPERS AND OUTLETS

A variety of hoppers, discharge outlets, slide gates, and downspouts offers great flexibility in conveyor configurations.

OPTIONAL EQUIPMENT:



SPECIFICATIONS

AUGER DIAMETER	9"
AUGER FLIGHTING THICKNESS	10 GAUGE
TROUGH DIAMETER	10"
TROUGH THICKNESS	14 GAUGE
MAXIMUM FEEDER LENGTH	100'
MOTOR REQUIREMENTS:	
For 40' through 55'	1-1/2 HP
For 60' through 85'	2 HP
For 90' through 100'	3 HP
DRIVE SPECIFICATIONS	V-BELT & #50 ROLLER CHAIN REDUCTION

Silo-Matic and Valesco Manufacturing, Inc. reserve the right to change features and specifications due to research and development being applied at the time of this printing. Photos may show doors, guards and shields open or removed for illustration purposes only. Be sure that all doors, guards and shields are in their proper operating positions before starting equipment.

Your Authorized Silo-Matic Dealer:

**Still Built to Handle
the Daily Grind.**



Valesco Mfg. Inc.
7857 N 1100 E
Loogootee, In

(812) 636-6001
www.silo-matic.com